

# LIVI 902

Automations for counterweight overhead door



## NET230N 230V a.c. operators with control board

COD.	Art.	EN	Icon	DEA	Rpm	EN COD ER	OTHER CHARACTERISTICS
633410	<b>905NET</b>	EN 12453	• •	NET230N	1.400	•	Magnetic encoder
633411	<b>905NET/P</b>	EN 12453	• •	NET230N	1.400	•	Integrated push-buttons Open/Close/Stop - magnetic encoder
633412	<b>905NET/BF</b>	EN 12453	• •	NET230N	1.400	•	Designed for unlocking device by cable - magnetic encoder
633413	<b>905NETP/BF</b>	EN 12453	• •	NET230N	1.400	•	Integrated push-buttons Open/Close/Stop - Designed for unlocking device by cable - magnetic encoder
633414	<b>905NET/IP</b>	EN 12453	• •	NET230N	1.400	•	Magnetic encoder - control board inside an IP44 box

## 230V a.c. operators without control board

COD.	Art.	Icon	Rpm	EN COD ER	OTHER CHARACTERISTICS
633360	<b>902EN</b>	• •	1.400	•	Magnetic encoder
633351	<b>902EN/BF</b>	• •	1.400	•	Designed for unlocking device by cable - magnetic encoder
633120	<b>902R</b>	• •	900		<b>Not self locking</b>

**Control board to complete the installation:** control board cod. 677610 art. NET230N/C (with box) 

## NET24N 24V d.c. operators with control board

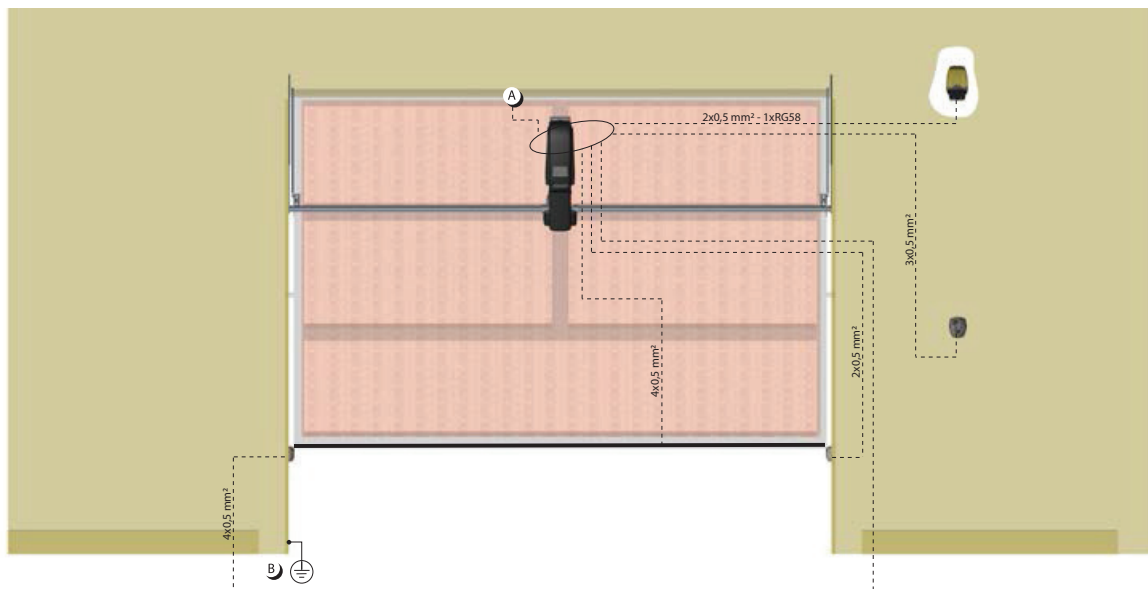
COD.	Art.	EN	Icon	DEA	Rpm	EN COD ER	OTHER CHARACTERISTICS
633430	<b>905/24NET</b>	EN 12453	• •	NET24N	1.400	•	Magnetic encoder
633431	<b>905/24NETP</b>	EN 12453	• •	NET24N	1.400	•	Integrated push-buttons Open/Close/Stop - magnetic encoder
633432	<b>905/24NET/BF</b>	EN 12453	• •	NET24N	1.400	•	Designed for unlocking device by cable - magnetic encoder
633433	<b>905/24NETP/BF</b>	EN 12453	• •	NET24N	1.400	•	Integrated push-buttons Open/Close/Stop - Designed for unlocking device by cable - magnetic encoder

## 24V d.c. operators without control board

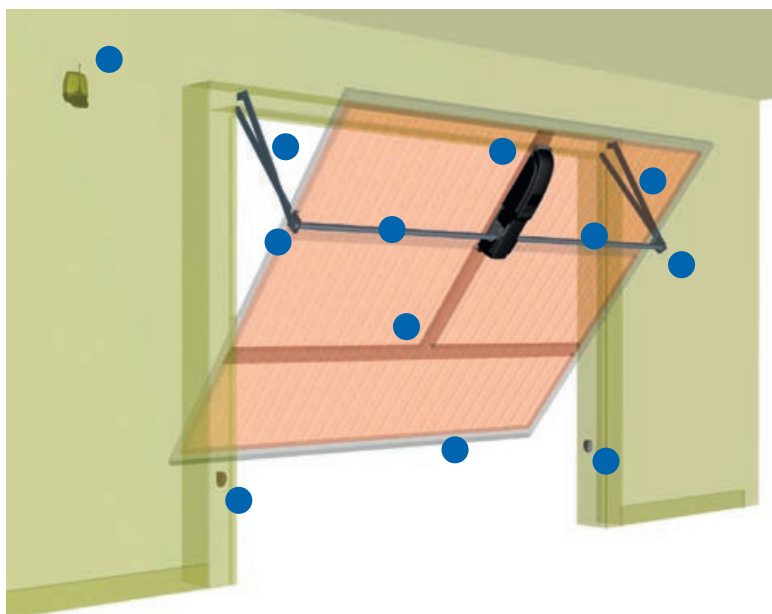
COD.	Art.	Icon	Rpm	EN COD ER	OTHER CHARACTERISTICS
633174	<b>902/24EN</b>	• •	1.400	•	Magnetic encoder
633175	<b>902/24EN/BF</b>	• •	1.400	•	Designed for unlocking device by cable - magnetic encoder

**Control board to complete the installation:** control board cod. 678261 art. NET24N/C (with box) 

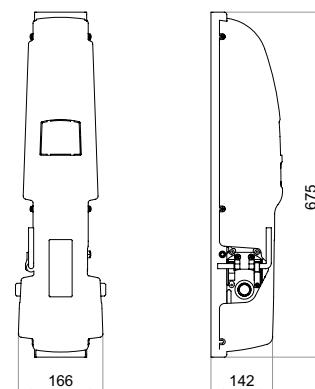
TECHNICAL INFO	902EN - 905NET - 905NET/P 902EN/BF - 905NET/BF - 905NETP/BF	905NET/IP	902R	905/24NET - 905/24NETP - 905/24NET/BF 905/24NETP/BF - 902/24EN - 902/24EN/BF
Motor power supply (V)	230 AC ± 10 % (50/60 Hz)	230 AC ± 10 % (50/60 Hz)		24 DC
Maximum power absorption (W)	300	300	300	80
Max thrust (N)	295	295	162	180
Duty cycle (cycles/hours)	28	28	20	35
N. max cycles in 24h.	220	220	160	290
Built-in capacitor (µF)	8	8	8	\
Operating temperature (°C)	-10 ÷ 40	-10 ÷ 40	-10 ÷ 40	-10 ÷ 40
Motor thermal protection (°C)	150	150	150	\
Speed (rpm)	1,7	1,7	2,2	2,2
Weight with packing (Kg)	11	11	11	10
Protection degree	IPX0	IP44	IPX0	IPX0



EXAMPLE OF A TYPICAL INSTALLATION WITH 1 OPERATOR



DIMENSIONS



Cod. 633411  
**Art. 905NET/P**  
Operator for counterweight overhead door

Cod. 380380  
**Art. 953NL**  
Fixing plate 1,99 mt.

Cod. 639070  
**Art. 952BL**  
Pair of pipes with bushing, 2 mt (for central mounting)

Cod. 380990  
**Art. 955V**  
Pipe support to be screwed for tube  $\varnothing$  40.5 (for central mounting)

Cod. 639140  
**Art. 950V**  
Telescopic straight arm to be screwed, right and left

Cod. 662030  
**Art. 104LUX**  
Pair of adjustable (15°) surface mounted photocells

Cod. 661062  
**Art. LED230AI**  
Led flashing light 230V with built-in antenna 433Mhz

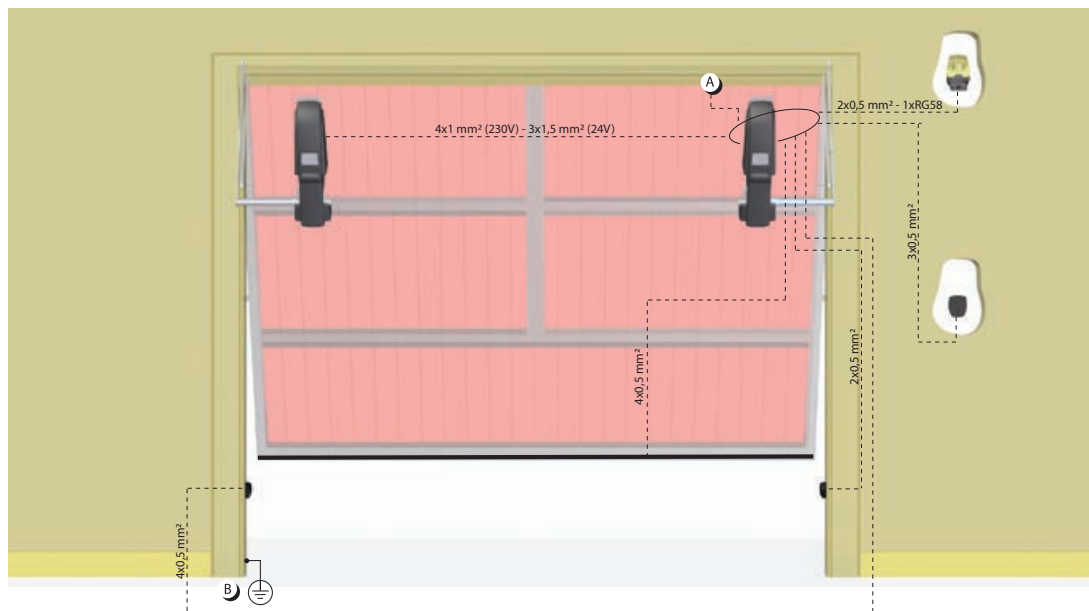
Cod. 672580  
**Art. TR2**  
Remote control  
Black version art. TR2N also available (page 118)

Cod. 639100  
**Art. 960C**  
Hole cover with Viro key for external unlocking

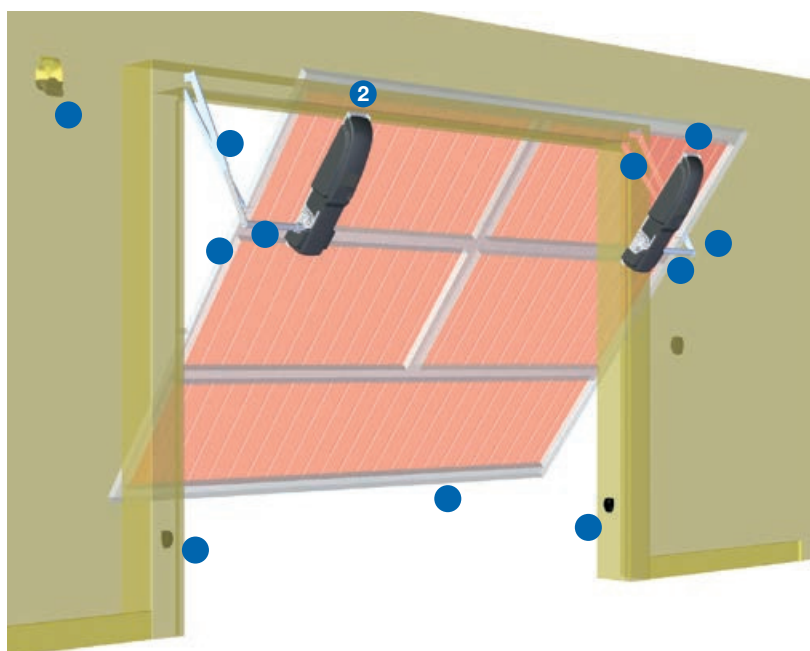
Cod. 668010  
**Art. 127**  
Warning sign

Cod. 667051 - **Art. SOFTP**  
Safety rubber profile (complete with aluminium base) useful to reduce the impact forces. 24 mt

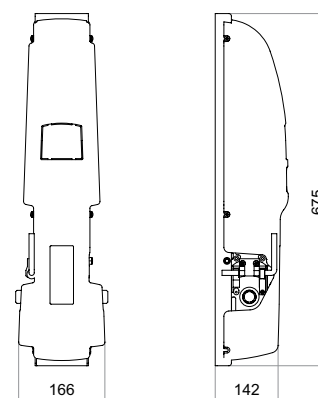
# ELECTRICAL DIAGRAM WITH 2 OPERATORS



# EXAMPLE OF A TYPICAL INSTALLATION WITH 2 OPERATORS



## DIMENSIONS



 <p><b>Cod. 633411</b> <b>Art. 905NET/P</b> Operator for counterweight overhead door</p>	 <p><b>Cod. 633360</b> <b>Art. 902EN</b> Operator for counterweight overhead door</p>	 <p><b>Cod. 639160</b> <b>Art. 954V</b> Splined bushing to be screwed, 300 mm.</p>
 <p><b>Cod. 380990</b> <b>Art. 955V</b> Pipe support to be screwed for tube <math>\varnothing</math> 40.5 (for central mounting)</p>	 <p><b>Cod. 639140</b> <b>Art. 950V</b> Telescopic straight arm to be screwed, right and left</p>	 <p><b>Cod. 662030</b> <b>Art. 104LUX</b> Pair of adjustable (15°) surface mounted photocells</p>
 <p><b>Cod. 661062</b> <b>Art. LED230AI</b> Led flashing light 230V with built-in antenna 433Mhz</p>	 <p><b>Cod. 672580</b> <b>Art. TR2</b> Remote control Black version art. TR2N also available (page 118)</p>	 <p><b>Cod. 639100</b> <b>Art. 960C</b> Hole cover with Viro key for external unlocking</p>
 <p><b>Cod. 667051 - Art. SOFTP</b> Safety rubber profile (complete with aluminium base) useful to reduce the impact forces. 24 mt</p>	 <p><b>Cod. 668010</b> <b>Art. 127</b> Warning sign</p>	

## SPECIFIC ACCESSORIES




Cod. 380360  
**Art. 953C**  
"C" fixing plate, 102x31  
L = 675mm (range 2)




Cod. 380370  
**Art. 953N**  
Fixing plate 1,3 mt.



Cod. 380380  
**Art. 953NL**  
Fixing plate 1,99 mt.




Cod. 380560  
**Art. 955**  
Pipe support for tube ø 30  
(for central mounting)



Cod. 380990  
**Art. 955V**  
Pipe support to be screwed for  
tube ø 40.5 (for central mounting)



Cod. 639070  
**Art. 952BL**  
Pair of pipes with bushing,  
2 mt (for central mounting)



Cod. 639040  
**Art. 950**  
Telescopic straight arm  
(40x10 pipe).



Cod. 639140  
**Art. 950V**  
Telescopic straight arm to be  
screwed, right and left



Cod. 639144  
**Art. 950VR**  
Telescopic **reinforced**  
straight arm to be screwed,  
right and left



Cod. 639050  
**Art. 951**  
Telescopic bent arm to be  
welded (40x10 pipe).



Cod. 639151 left  
**Art. 951V**  
Telescopic bent arm  
to be screwed.



Cod. 639150 right  
**Art. 951V**  
Telescopic bent arm  
to be screwed.



Cod. 639360  
**Art. 950BS**  
Straight arm with splined  
500 mm bushing.



Cod. 629190  
**Art. 560BT**  
Galvanized steel telescopic arm,  
**reinforced**, with splined bushing



Cod. 639080  
**Art. 954**  
Splined bushing (for side mounting).



Cod. 639390  
**Art. 954D**  
Adapter splined bushing,  
square hole dims 20x20.



Cod. 639081  
**Art. 954L**  
Splined bushing (for side mounting)  
50 mm.



Cod. 639160  
**Art. 954V**  
Splined bushing to be  
screwed, 300 mm.



Cod. 639111  
**Art. 560F - 960F**  
Limit switches



Cod. 639121  
**Art. 960PN**  
Open/Close and Stop push  
buttons to be mounted on  
the cover.



Cod. 639100  
**Art. 960C**  
Hole cover with Viro key  
for external unlocking



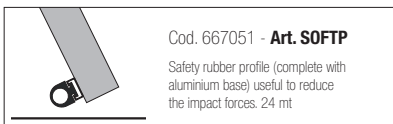
Cod. 639090  
**Art. 960K**  
Kit for external unlocking  
device (to be connected to  
the handle).



Cod. 639170  
**Art. 960M**  
Unlocking device by cable.



Cod. 639171  
**Art. 960ME**  
External unlocking device  
by cable



Cod. 667051 - **Art. SOFTP**  
Safety rubber profile (complete with  
aluminium base) useful to reduce  
the impact forces. 24 mt

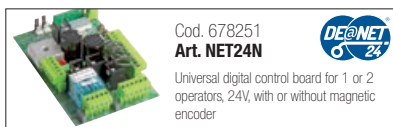


Cod. 639550  
**Art. KITAVV**  
Accessories kit for counterweight doors, to be  
screwed: **1 x 953NL - 2 x 952BL**  
**2 x 950V - 2 x 955V - Warning sign**

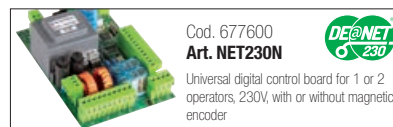


Cod. 639551  
**Art. KITSALD**  
Accessories kit for counterweight doors, to be  
welded: **1 x 953NL - 2 x 952BL**  
**2 x 950 - 2 x 954 - 2 x 955 - Warning sign**

## OTHER ACCESSORIES



Cod. 678251  
**Art. NET24N**  
Universal digital control board for 1 or 2  
operators, 24V, with or without magnetic  
encoder



Cod. 677600  
**Art. NET230N**  
Universal digital control board for 1 or 2  
operators, 230V, with or without magnetic  
encoder



Cod. 661062  
**Art. LED230AI**  
Led flashing light 230V with  
built-in antenna 433Mhz



Cod. 672580  
**Art. TR2**  
Remote control  
Black version art. TR2N also available  
(page 118)



Cod. 672590  
**Art. TR4**  
Remote control  
Black version art. TR4N also available  
(page 118)



Cod. 662020  
**Art. 104MINILUX**  
Pair of surface mounted photocells,  
Range 20 mt



Cod. 662030  
**Art. 104LUX**  
Pair of adjustable (15°) surface  
mounted photocells



Cod. 663030  
**Art. 102LUX**  
Keyswitch with two contacts, flush  
mounted. Supplied with 2 keys.



Cod. 663280  
**Art. DIGIRAD**  
Wireless keypad



Cod. 663270  
**Art. DIGINET**  
Hardwired keypad for BUS connections  
to MASTER devices of range DE@NET  
(NET24N, NET230N, MASTERNET)



Cod. 629290  
**Art. BAT**  
Rechargeable batteries kit for 24V  
operators, 12V - 1,3Ah, complete  
with wiring cables